

Road Map



Hybrid Map

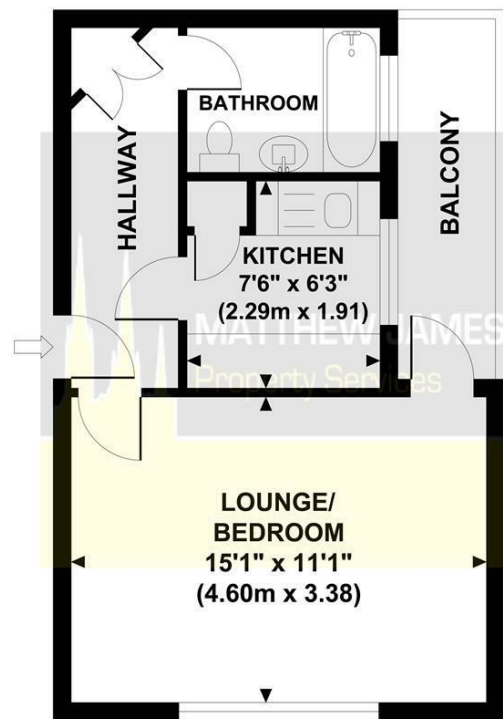


Terrain Map




Floor Plan

**ALLESLEY COURT**  
Approximate Gross Internal Area 318 sq ft / 29.50 sq m



Although every attempt has been made to ensure accuracy, all measurements are approximate and no responsibility is taken for any error, omission, or mis-statement. This floor plan is for illustrative purposes only and not to scale. Measured in accordance to RICS standards.



**12 Allesley Court**

Birmingham Road, Coventry CV5 9HB

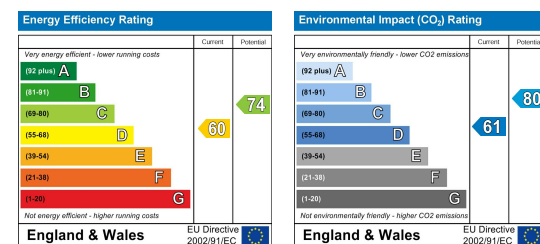
Offers In The Region Of £103,000



Viewing

Please contact us on 02477 170170 if you wish to arrange a viewing appointment for this property or require further information.

Energy Efficiency Graph



These particulars, whilst believed to be accurate are set out as a general outline only for guidance and do not constitute any part of an offer or contract. Intending purchasers should not rely on them as statements of representation of fact, but must satisfy themselves by inspection or otherwise as to their accuracy. No person in this firm's employment has the authority to make or give any representation or warranty in respect of the property.



CONTACT INFORMATION

24a Warwick Row, Coventry CV1 1EY

02477 170170

info@matthewjames.uk.com

www.matthewjames.uk.com

Facebook

Twitter

# 12 Allesley Court

Birmingham Road, Coventry CV5 9HB

Offers In The Region Of £103,000



## Communal Areas

A very well kept and maintained building with luscious grass frontage and private parking to the rear

## Entrance Hallway

A lovely welcome into this property, with space to hang your coat and kick off the shoes. Doors leading off to

## Bed / Living Area with Balcony

8'6" x 12'5"

To the front aspect, this is a great sized room and beautifully decorated. The fixtures are just perfect for this room with built in storage space and a double bed that can be lifted up to create more room if you wish. The large PVCu window just floods the room with natural daylight and has stunning views across the village. There is also a door leading out to the balcony

## Kitchen

7'6 x 6'3

A compact kitchen that has been perfectly designed with a range of modern units wall, base and drawer units. A roll top work surface gives lots of space for home cooking, space and plumbing for washing machine, cooker and fridge, also being fully tiled.

## Bathroom

Having a PVCu double obscure glazed window to the front elevation, panel bath with shower over, pedestal wash hand basin, low level flush WC, heated ladder style towel rail and modern tiling to all four walls and splash prone areas.

## Balcony

A great space to relax and admire the views, with Astro turf it's a little outside haven.

